




ROOF CONNECTIONS

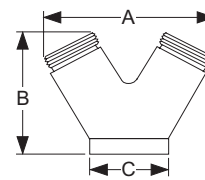


ROOF CONNECTIONS 26-294, 26-295 STRAIGHT 26-296, 26297 90°

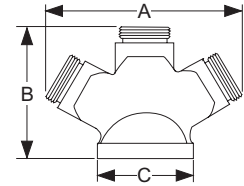
Bodies only. For attachment of required number of hose gate valves to stand-pipe. All of above furnished with NPT 4", 6" thread inlets. Outlets with 2-1/2" or 3" NPT as listed.

Finish: Cast brass.

Size	Style	A	B	C
4 X 2-1/2 X 2-1/2*	26-294	7-7/8	5-3/16	5-1/4
	mm	(200)	(131)	(131)
6 X 2-1/2 X 2-1/2*	26-294	8-3/16	6-3/8	7-5/8
	mm	(212)	(161)	(193)
4 X 3 X 3*	26-294	8-1/2	5-9/16	5-1/4
	mm	(215)	(141)	(133)
6 X 3 X 3*	26-294	8-3/4	16-11/16	7-1/2
	mm	(222)	(423)	(190)
Size	Style	A	B	C
4 X 2-1/2 X 2-1/2 X 2-1/2	26-295	12-3/4	8-3/4	5-1/4
	mm	(323)	(222)	(133)
6 X 2-1/2 X 2-1/2 X 2-1/2	26-295	15-3/8	9-3/4	7-5/8
	mm	(390)	(247)	(193)

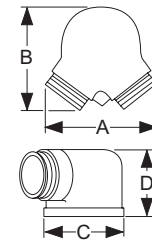


26-294

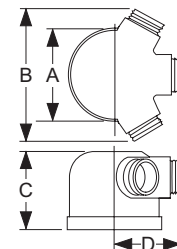


26-295

Size	Style	A	B	C	D
4 X 2-1/2 X 2-1/2*	26-296	7-1/2	6-3/4	5-1/8	4-1/2
	mm	(190)	(171)	(130)	(114)
6 X 2-1/2 X 2-1/2*	26-296	9	8-1/2	7-1/2	5
	mm	(228)	(215)	(190)	(127)
4 X 3 X 3*	26-296	8-1/4	6-3/8	6-3/8	4-1/2
	mm	(209)	(162)	(162)	(108)
6 X 3 X 3*	26-296	9-1/2	8-1/2	7-1/2	5-1/8
	mm	(241)	(216)	(190)	(130)
Size	Style	A	B	C	D
4 X 2-1/2 X 2-1/2 X 2-1/2	26-297	11-3/4	7-3/4	4-7/16	6-1/4
	mm	(298)	(197)	(113)	(158)
4 X 3 X 3 X 3	26-297	12-1/4	7-3/4	4-7/16	6-3/8
	mm	(311)	(197)	(113)	(162)
6 X 2-1/2 X 2-1/2 X 2-1/2	26-297	11-3/4	7-3/4	4-7/16	6-1/4
	mm	(298)	(197)	(113)	(158)
6 X 3 X 3 X 3	26-297	12-1/4	7-3/4	4-7/16	6-3/8
	mm	(311)	(197)	(113)	(162)



26-296



26-297

* UL Listed

This information is only a general guideline. The company reserves the right to change any portion of this information without notice. Terms and conditions of sale apply and are available on request.

10/01 Printed in USA PHF1000.QXD